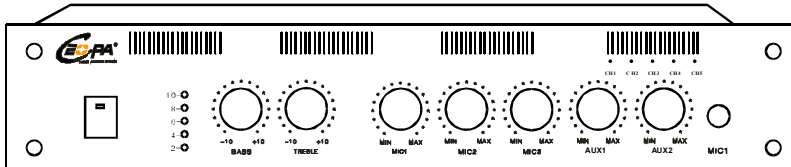




User Manual

5 Zone Mixing Amplifier

CE-1070P/1130P/1260P/1360P



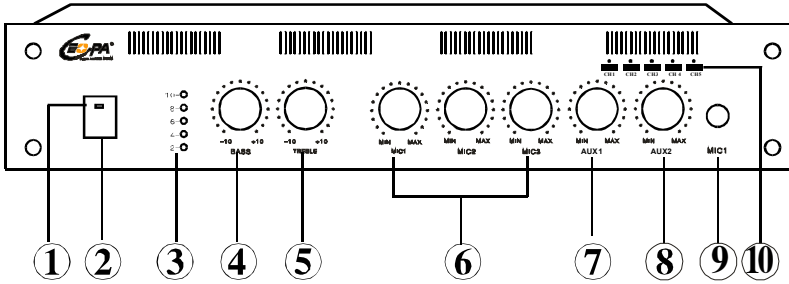
User Manual

Please read this user manual carefully before operation.

Performance Feature

- Three MIC input , two AUX input, one AUX output, suit for PA system.
- 70V, 100V line voltage output and 4 Ohm~16Ohm constant resistance (balance)output
- MIC 1 has priority input and mute function
- Individual volume control for MIC and AUX
- Bass and treble control
- Five LED indicators of level meter, convenient to monitor the working state
- Output short circuit protection and alarm
- 5 channel port output
- This amplifier can be a small PA system

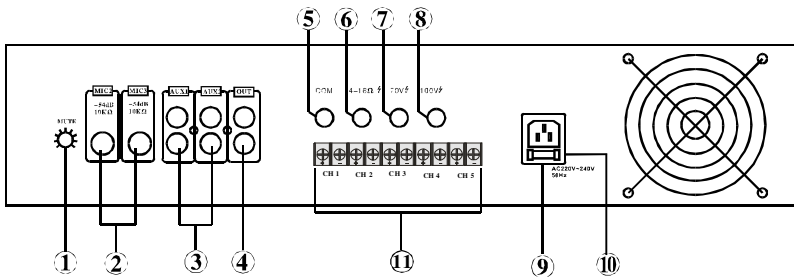
Front panel



- 1.Power indicator 2.Power switch 3.LED level meter
- 4.Bass control 5.Treble control 6.MIC volume control
- 7.AUX 1volume control 8.AUX2 volume control 9.Priority MIC input
- 10.Channel button

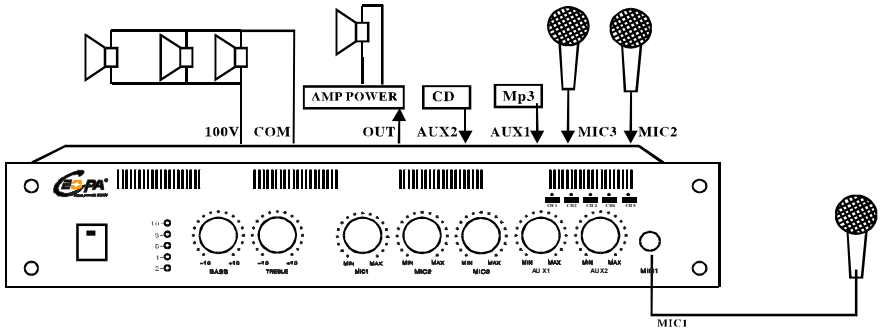
⚠ Note: When 5 LED indicators are light for long time, it means overload distortion. then should turn the volume low till 4 or 5 indicator glinting.

Rear panel

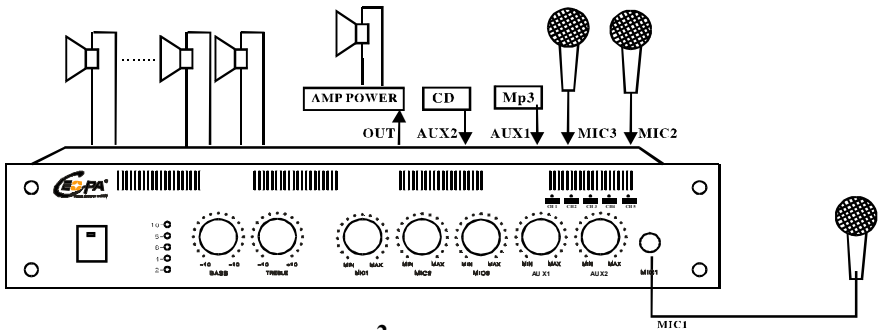


- 1.Mute control 2.MIC2 &MIC3 input 3.AUX1&AUX2 input
- 4.AUX output 5.Common output 6.4~16Ohm output
- 7.7.0V output 8.100V output 9.AC 220~240V power input
- 10.Fuse 11.Channel output port

Connection Illustration



1



2

MIC1 has priority input , and MIC1 input signal can restrain other input signal. And the restrain degree can be adjusted by the MUTE on the rear panel ,The range from 0 db ~35db above ,it will be set on the MAX place before leaving factory.

Safety Notes

- 1.Be sure to read these notes before using
- 2.Be sure to comply the most important safety notes of safety symbol and message in the manual content.
- 3.It has electricity in the output port, please operate this equipment under the guidance of professionals.

Installation Notes

- 1.This amplifier is used in PA system, should be lay in the good ventilation place, do not lay in the surrounding of high temperature.
- 2.Do not expose the equipment under the rain or the surrounding with water and other liquid, so as not to cause fire or electric shock.
- 3.Please use under specified voltage(AC200~240V,50/60Hz).It maybe cause fire or electric shock when the voltage value higher than the specified.
- 4.Do not cut off or change the power cable, so as not to cause damage, additional, do not let the power cable near the heater, also do not lay the heavy object which include the equipment on the cable. so as not to cause fire or electric shock.
- 5.After finishing speaker connection, please be sure to recover the protection cover in the output port. because it can reach to 100V output voltage in the output port, so do not touch the these ports, so as not to be electric shock. And these ports can not as the power of other equipments.
- 6.Do not install or lay this equipment on the location of instability, such as shaking or skew of the table, lest equipment falling and causing injury to persons or damage to equipment and property.
- 7.If the hand is wet, please do not use hand directly to insert or pull out the power plug, it may cause electric shock.
- 8.If you want to pull out the power plug, be sure to hold the plug, do not hold cable. when the power cable damaged, using this equipment maybe cause fire or electric shock.
- 9.If you want to move the equipment, please be sure to pull out the plug from the socket.
- 10.Do not block the ventilation place on the equipment shell , otherwise it may cause internal overheating and fire.
- 11.Do not install this equipment in the place where has humidity, more dust, direct sunlight, heater, soot, vapor, otherwise it may cause fire and electric shock.

Operation Notes

1. This equipment has passed the strict inspection, however, you should turn off the power, pull out the power plug when discover some following anomalies in case, and contact the dealer.
 - A. If smelled smoke and peculiar smell which set out from the equipment.
 - B. If water or any metal immerge or fall into the equipment.
 - C. If the equipment fell or the shell damaged.
 - D. If the power cable damaged.
 - E. If the equipment failed.
 - F. If the equipment distorted badly.
2. This equipment contains high voltage components, please do not arbitrarily open, so as not to cause fire or electric shock, if need to maintain, please contact dealer or professionals to handle
3. Do not lay liquid container or metal on the equipment top, if they fall into the equipment, it may cause fire or electric shock
4. Do not fall metal or flammable object into the ventilation slot, so as not to cause fire or electric shock. Do not touch the power plug when thundering and fulmination, so as not to cause injury of electric shock .
5. Do not lay heavy object on the equipment top, so as to avoid falling or damage, and even cause injury to persons or damage to equipment and property, in addition, heavy object falling itself may cause injury or damage
6. If found voice distortion situation, please do not operate this equipment for long time, this is also a fault alarm message, if use unceasingly ,it may cause overheating and fire.
7. To clean equipment, please contact with the dealer, if the dust accumulated in the equipment for long time, it may cause fire or damage.
8. Lay this equipment on a stable location, and make a appropriate treatment to prevent falling, otherwise it may cause the equipment falling, and cause injury to persons or damage to equipment and property.
9. So as to avoid the inner temperature to rise, the equipment should be 10 centimeter far from the barrier.

Parameter

Model	CE-1070P	CE-1130P	CE-1260P	CE-1360P
Rated Power	70W	130W	260W	360W
Power Consumption	0.25KVA	0.3KVA	<0.7KVA	<0.7KVA
Net Weight.	9.8KG	11KG	12.1KG	14.1KG
Gross Weight	11.3KG	12.5KG	13.6KG	15.6KG
Fuse Size	F4AL250V	F6AL250V	F8AL250V	F8AL250V
Dimension	89mm × 483mm × 366mm			
Power	AC200~240V, 50/60Hz			
Microphone Input Sensitivity	8-11MV			
Line Input	280MV-320MV			
Line Output	1V ± 10%			
Frequency Response	60Hz-15KHz (± 3dB)			
Signal Noise Ratio(SNR)	> 70dB			
Total Harmonic Distortion(THD)	≤ 2% (80Hz-12.5KHz)			
	≤ 2% (Under Rated Condition , 80Hz-12.5KHz)			
	≤ 4%(1/100 Rated Power Output ,80Hz-12KHz)			
Output Mode	70V/100V Output ; 4~16Ω Output			
Mute Function	When MIC1 has signed input , other signal attenuate :0~-35dB			
Tone Adjust Range	Bass: ± dB(100Hz) Treble: ± 10dB(10KHz)			



CAUTION:Do not open the equipment cover arbitrarily, so as not to electric shock.Please contact the professionals to maintain if necessary .

CEOPA corporation
www.ceopa.com